



**Blanking Dimensions for
GB Drilling with Casing Connections**

October 10, 2013

Rev. 9 (05/31/2016)

Table: GB DWC Blank

GB Drilling With Casing (DWC) Connection Blanking Dimensions

GB CD/CDE Pins			
Pipe OD (in)	Rough/Finished OD <i>Minimum</i> (in)	Min. Length before any OD/ID Transition (in)	Min. Length Recut (in)
Buttress Threads			
4 1/2	4.516	4.813	2.572
5	5.016	4.938	2.572
5 1/2	5.516	5.000	2.572
7	7.016	5.375	2.572
7 5/8	7.641	5.563	2.572
9 5/8	9.641	5.688	2.572
10 3/4	10.766	5.688	2.572
11 3/4	11.766	5.688	2.572
13 3/8	13.391	5.688	2.572
16	16.016	5.688	2.040
18 5/8	18.641	5.688	2.040
20	20.016	5.688	2.040
4P Threads			
10 3/4	10.766	5.688	2.572
11 3/4	11.766	5.688	2.572
13 3/8	13.391	5.688	2.572
3P Threads			
16	16.016	5.688	2.247
18 5/8	18.641	5.688	2.247
20	20.016	5.688	2.247

Finished ID per API Specifications for casing size and weight shall meet API Specified ID and drift diameter.

GB CDE Box							
Pipe OD (in)	Pipe Weight (lbs)	Rough OD <i>Minimum</i> (in)	Finished OD (1) (in)	Min. Length before any OD Transition (in)	Lbc <i>Minimum</i> (in)	Min. Length ID Bore before any ID Transition (in)	Min. Length Recut (in)
Buttress Threads							
4 1/2	11.60 & 13.50	5.080	5.000	6.238	4.048	1.700	4.063
	All other weight	5.330	5.250	6.238	4.048	1.700	4.063
5	All other weight	5.880	5.800	6.363	4.173	1.700	4.188
5 1/2	17.00 & 20.00	6.280	6.200	6.425	4.235	1.700	4.250
	All other weight	6.380	6.300	6.425	4.235	1.700	4.250
7	All other weight	7.955	7.875	6.800	4.610	1.700	4.625
7 5/8	All other weight	8.580	8.500	6.988	4.798	1.700	4.188
9 5/8	All other weight	10.705	10.625	7.250	4.985	2.000	5.000
10 3/4	All other weight	11.830	11.750	7.250	4.985	2.000	5.000
11 3/4	All other weight	12.830	12.750	7.250	4.985	2.000	5.000
13 3/8	All other weight	14.455	14.375	7.250	4.985	2.000	5.000
16	All other weight	17.080	17.000	7.250	4.985	2.000	5.000
18 5/8	All other weight	19.705	19.625	7.250	4.985	2.000	5.000
20	All other weight	21.080	21.000	7.250	4.985	2.000	5.000
4P Threads							
10 3/4	All other weight	11.830	11.750	7.250	4.985	2.000	5.000
11 3/4	All other weight	12.830	12.750	7.250	4.985	2.000	5.000
13 3/8	All other weight	14.455	14.375	7.250	4.985	2.000	5.000
3P Threads							
16	All other weight	17.080	17.000	7.250	4.985	2.000	5.000
18 5/8	All other weight	19.705	19.625	7.250	4.985	2.000	5.000
20	All other weight	21.080	21.000	7.250	4.985	2.000	5.000

Finished ID shall meet API Specified ID and drift diameter at coupling center section per API Specifications for casing size and weight.

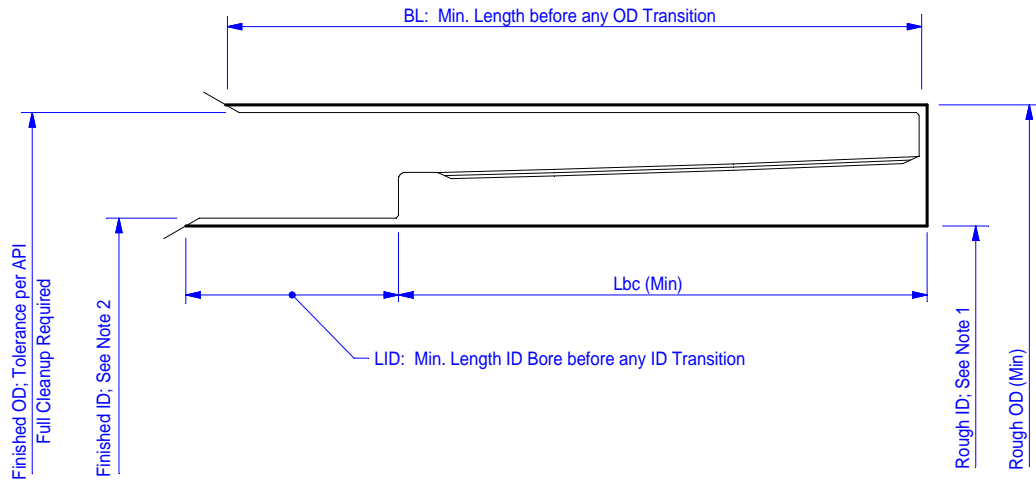
(1) Full OD cleanup is required

NOTE: All accessories requiring box threads shall be cut with GB CDE Boxes; NO EXCEPTIONS. Keep in mind, GB CDE Boxes are weight specific, so the ID at the center (dc) section must match the mating pipe/pin ID. Also, the center section (at pipe/pin ID) should extend at minimum 1.7" to 2" (as indicated in the table) before any ID transition in the accessory.

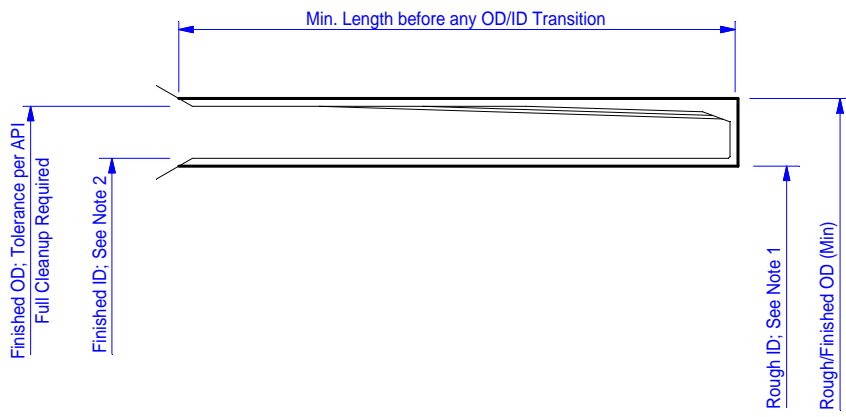
CONFIDENTIAL

CONFIDENTIAL

Blanking Schematic for GB CDE Box




Blanking Schematic for GB DWC Pins



NOTES:

1. Rough ID - Machine to API Drift Diameter for Pipe Body +0.030-0.000.
2. Finished ID - To match corresponding Pipe ID ± 0.010 .
3. See Table GB DWC Blanking for size specific dimensions.
4. Blanking Schematics shown are applicable to GB Butt, GB 4P and GB 3P Threads.

Units: inches

BLANKING DIMENSIONS FOR GB CD and GB CDE CONNECTIONS	Date: 11/28/2006
	Scale: AS SHOWN
 1444 Blalock Road - Houston, Texas 77055 (713) 465-3585 Toll Free: 1-888-245-3848 Fax: (713) 984-1529	Drawing No.: GBDWC700.0
	Revision: Rev. 3 (06/02/2016)
	Filename: GBDWC700 Rev3.FC7